

Easy to understand at a glance

Guidebook for disposing of garbage

English version



のごみファミリー

Collection days by district

Recyclable garbage Hazardous waste	Landfill garbage Raw garbage Disposable diaper waste	Container packaging plastic Raw garbage Disposable diaper waste

*Recyclable garbage and hazardous waste will not be collected on public holidays (if there are two consecutive public holidays, collection will take place on the second week).

	District	Day of week		
D	Daimachi “台町”	Tue.	Thu.	Fri.
F	Futamigaoka “二見ヶ岡”	Wed.	Wed.	Sat.
	Futatsuiwa “二ツ岩”	Mon.	Thu.	Fri.
H	Heiwa “平和”	Wed.	Wed.	Sat.
	Higashi-abashiri “東網走”	Wed.	Wed.	Sat.
	Hokusei “北西”	Mon.	Thu.	Fri.
	Hokuto “北東”	Mon.	Thu.	Fri.
I	Inatomi “稲富”	Wed.	Wed.	Sat.
K	Kaigancho “海岸町”	Mon.	Thu.	Fri.
	Katayama “嘉多山”	Wed.	Wed.	Sat.
	Katsura-machi “桂町”	Tue.	Thu.	Fri.
	Kitahama “北浜”	Wed.	Thu.	Sat.
	Kiyoura “清浦”	Wed.	Wed.	Sat.
	Komaba-kita “駒場北”	Mon.	Tue.	Fri.
	Komaba-minami “駒場南”	Mon.	Tue.	Fri.
	Koshitoshi “越歳”	Wed.	Wed.	Sat.
	Ko-yo “向陽”	Mon.	Thu.	Fri.
M	Maruman “丸万”	Wed.	Wed.	Sat.
	Masuura “鱒浦”	Mon.	Wed.	Sat.
	Meiji “明治”	Mon.	Thu.	Fri.
	Midori-machi “緑町”	Mon.	Thu.	Fri.
	Minato-machi “港町”	Mon.	Thu.	Fri.

	District	Day of week		
M	Mitoyo “実豊”	Wed.	Wed.	Sat.
	Mokoto “藻琴”	Wed.	Thu.	Sat.
N	Nakazono “中園”	Wed.	Wed.	Sat.
	Nansei “南西”	Tue.	Thu.	Fri.
	Nanto “南東”	Mon.	Thu.	Fri.
	Nishiki-machi “錦町”	Tue.	Thu.	Fri.
	Notori “能取”	Wed.	Wed.	Sat.
O	Omagari “大曲”	Tue.	Wed.	Sat.
	Onnenai “音根内”	Wed.	Wed.	Sat.
S	Sakae “栄”	Wed.	Wed.	Sat.
	Sancho “三眺”	Tue.	Wed.	Sat.
	Shinmachi “新町”	Tue.	Thu.	Fri.
	Shiomi “潮見”	Mon.	Tue.	Thu.
	Showa “昭和”	Wed.	Wed.	Sat.
T	Tentozan “天都山”	Tue.	Thu.	Fri.
	Toyosato “豊郷”	Wed.	Wed.	Sat.
	Tsukushi-ga-oka “つくしヶ丘”	Mon.	Thu.	Fri.
U	Ubaranai “卯原内”	Wed.	Wed.	Sat.
	Urashibetsu “浦士別”	Wed.	Wed.	Sat.
Y	Yamasato “山里”	Wed.	Wed.	Sat.
	Yasaka “八坂”	Wed.	Wed.	Sat.
	Yobito “呼人”	Wed.	Thu.	Sat.

Four promises when disposing of garbage

Please absolutely keep these four promises and let's make a clean city together.

1. Time

Please put out your garbage at the designated collection point on the correct day no later than 8:30.a.m.

Do not put it out the night before.



2. Day of the week

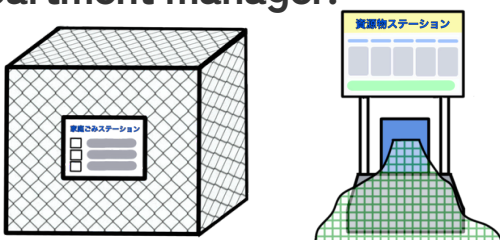
The day of the week for garbage collection varies depending on where you live. Please check the list on another page to confirm the collection day.



3. Garbage collection point (We call Gomi-station)

Please dispose of garbage at the designated collection point near your home or apartment.

If you're unsure of its location, please contact us or your apartment manager.



4. How to sort garbage

Please read the rules in this guidebook and separate your garbage by type. Garbage that does not comply with the rules cannot be collected.



Types of Garbage Collection Points

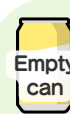
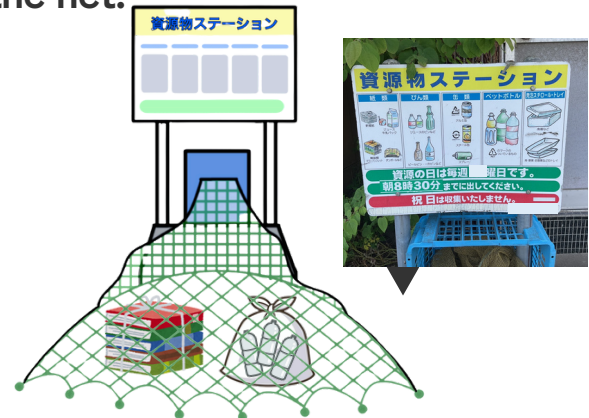
Garbage Collection Points

Please assemble the collection point before use.



Recycling Point


Please cover the garbage with the net.



In some areas, Garbage Collection Points and Recycling Point are combined.



If you're unsure of its location, please contact us or apartment manager.



Types of waste

There are 18 types of garbage. Please separate them before disposal.

Organic waste

P.7



Empty can

P.12



Disposable diaper waste

P.7



Empty bottle

P.13



Plastic containers and packaging

P.8



Plastic bottle

P.13



Used cooking oil

P.9



Styrofoam

P.13



Landfill garbage

P.10



Newspaper

P.14



Garbage disposal ticket (120 yen)

P.11



Magazine

P.14



Bulky waste disposal ticket (300 yen)

P.11



Paper pack

P.14



Hazardous waste
(Sharp or flammable objects)

P.18



Card board

P.15



Hazardous waste
(Batteries, mercury thermometers)

P.19



Scrap paper

P.15



City-approved garbage bags

In Abashiri, we use two types of bags when disposing of garbage.

Yellow bag



10 bags per set

3L 48 yen
5L 80 yen
10L 160 yen
20L 320 yen

5 bags per set

30L 240 yen
40L 320 yen

Red bag



10 bags per set

5L 160 yen
10L 320 yen
20L 640 yen

5 bags per set

30L 480 yen
40L 640 yen

Where to buy the city-designated garbage bags

- Supermarkets
- Convenience stores
- Drugstores, etc.



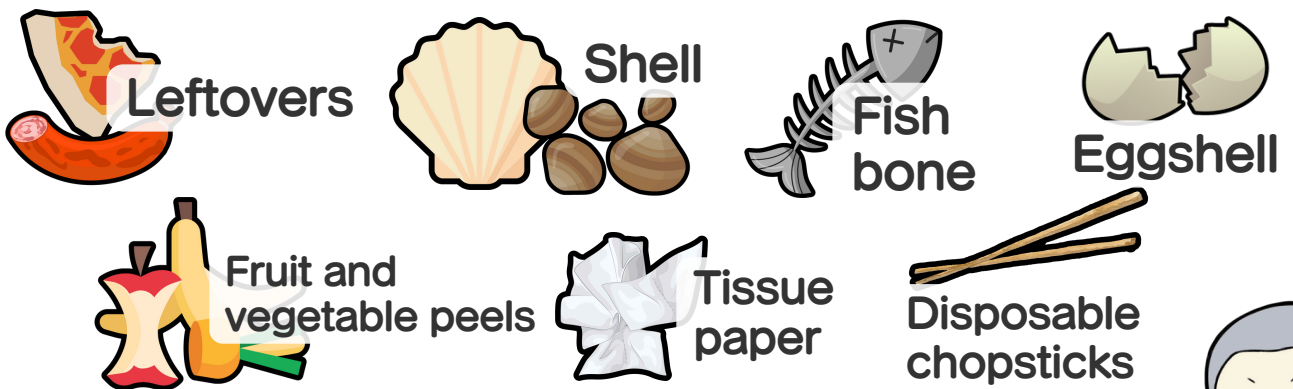
List of stores
available via QR code



Garbage to be put in yellow bags

1. Organic waste (Kitchen waste)

Where to dispose: Garbage Collection Points
Disposal day: Twice a week



*Grass, flowers and twigs can also be disposed of together. ✓ ✓ ✓

*Water drainage nets and inner bags can also be disposed of together.



2. Used diapers and sanitary products

Where to dispose: Garbage Collection Points
Disposal day: Twice a week



*Please place used products in a colored bag or paper bag first. Then, put that bag into a yellow bag.



3. Plastic-marked garbage (Plastic containers and packaging)

Where to dispose: Garbage Collection Points
 Disposal day: Once a week

After consuming the contents, thoroughly wash the plastic container or bag.



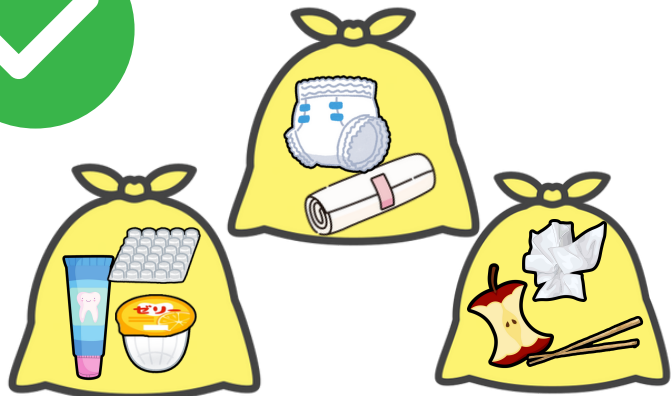
*Plastic wrap can be disposed of as plastic containers and packaging.
 *If it is dirty with food or oil, please wash it.
 Once it is clean, it can be recycled.



Precautions when using yellow garbage bags



One bag, one type of trash




How to dispose of used cooking oil



Please do not dispose of it in the sink. It will clog the sewer.

1. Dispose of as liquid

Free collection



1. Scrub fried food residue.

Close tightly



2. Put it in empty bottles or jars.



3. On organic garbage collection day, take it to the Garbage Collection Points.

2. Solidify and discard

Paid collection



1. Solidify with a coagulant or absorb with tissue paper and so on.



2. Put it in a bag for organic garbage and take it to the Garbage Collection Points.



Garbage to be put in red bags

Landfill garbage

(We call UMETATE-GOMI)
(Non-recyclable waste)

Where to dispose: Garbage Collection Points
Disposal day: Once a week



Glassware and pottery



Metal



Leather and rubber products



Clothing and fabrics

Take clean cloths to the collection box. P.17




Plastic products



Poultice, band-aid



Cigarette butt



Dish sponge



Face mask

These are also red bags.



Don't put it in the red bag!

There will be a fire.


Hazardous waste



E-cigarette



lithium-ion battery, Dry cell batteries



Power bank



Spray and gas canister



Lighter

Please put each item in a transparent bag and dispose of it on the designated day for recyclable materials. (page. 18-19)




Garbage that does not fit in red bags

Landfill garbage

Go into the red bag 

Does not fit in a red bag 



It doesn't quite fit. 

Very large 

120 yen sticker
(Garbage disposal ticket)

Where to buy stickers page.6

Where to dispose: Garbage Collection Points
Disposal day: Landfill garbage Day

Umbrella

Snow shovel

Branch

Costume case

Limited to items with a total length, width, and depth of 2 m or less
(length + width + depth).

300 yen sticker
(Bulky waste disposal ticket)

Where to buy stickers page.6

Where to dispose: In front of your house
Disposal day: Every Wednesday

Furniture

Clothes drying rack
(up to 3 poles)

Futon and blankets
(up to 5 pieces)

Carpet

You must apply by phone (67-5419) or online.

Apply online using the QR code.



How to dispose of recyclable waste

Where to dispose: Recycling Point Disposal days: Once a week

It is an important resource. Please clean it and recycle it. Put it in a transparent bag before disposal.

You can use plastic shopping bags!




Empty can



Empty bottle



Plastic bottle



Styrofoam

1. Empty can


Please wash the inside thoroughly.



Drink can



Bottle can




Food can

DANGER

DO NOT put spray cans or gas cans in empty cans!

It may cause a fire. Please dispose of it as hazardous waste. Please refer to page 18.




2. Empty bottle

Please wash the inside thoroughly.



Drink bottle



Food jar



Medicine bottle

Caps and lids are landfill waste.



3. Plastic bottle



Bottles that had drinks or seasonings in them with a pet mark on them.

① Remove the label and the cap, ② lightly rinse the inside and discard.



Plastic containers and packaging.



Please dispose of lids and labels as plastic containers and packaging.

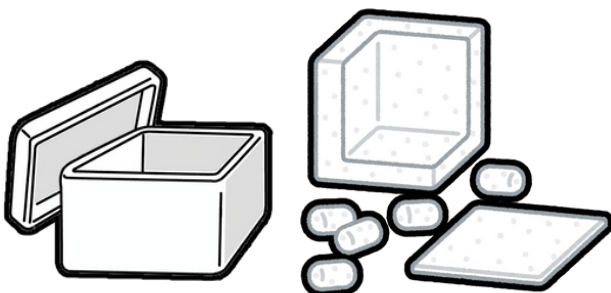
Don't crush it.



4. Styrofoam and white tray

★Styrofoam

*Boxes that contained home appliances, fruit and so on.



★White tray

*Trays that contained meat or fish
*Colored trays are plastic containers and packaging.



5. Paper waste

Please separate paper waste into five categories before putting it out.

① Newspaper

Just collect newspapers. Please discard local free papers in the magazine bin.



Tie with a string

or



Put in a bag



② Magazine



Tie with a string

or



Put in a bag




Advertising flyer



Books



Magazine



Notebook, etc.

③ Paper pack

Please open paper pack before recycling.



① Make an incision with scissors.



② Cut straight from one side through the gap in the notch.



② Lay flat, rinse, and dry.

Paper cartons with silver interiors are also eligible.




or



4 Cardboard

Cardboard has a wavy cross section.




Peel off the tape



Fold flat



Tie with string



5 Scrap paper

Disposable items



Please put it in a transparent bag.

Envelope



Remove the film and place it in the plastic container packaging.



Paper cup

Receipt




Postcard



Paper core



Paper bag



Tissue box

Food box



Cigarette carton

Film should be disposed of as plastic packaging, and foil should be disposed of as landfill waste.



Notepaper

Springs to landfill



Box of sweets

Lids to container packaging plastic.



Paper egg carton



Things you can't throw away



The lid is landfill waste, and the cup should be rinsed and placed in the container/packaging plastic bin.

Gold and silver coated paper



Padded envelope

Photo graph



Delivery note



Box of sweets (silver interior)

Lids to container packaging plastic



Stickers (including backing paper)



Disposable diaper



To disposable diaper waste

Tissue



To organic waste

Paper pack

See page 14 for disposal instructions.



To landfill waste

Garbage to be taken to the city's collection box

The following two items can be placed in the collection box free of charge.

1. Small appliances

It runs on batteries or electricity.

Disposable items

Camera



SD cards, etc. are landfill waste.

Mobile phone/Computer




If you are concerned about personal information, please take it to a waste disposal facility or city hall.

Hair dryer



Electric shaver




Game console



Things you can't discard

Please refer to page 19-20 for disposal instructions.



Four home appliances



fluorocarbons
Containing
appliances



Monitor

Landfill waste



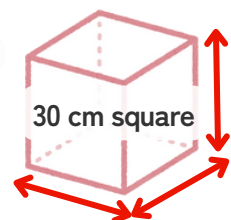
Cloth
appliance

Please remove the batteries.



See page 19 for how to dispose of batteries.

This applies to items placed in the box entrance.



*If you cannot take it to the small appliance box, please dispose of it as landfill waste.



For more information about the city's boxes, please scan the QR code.



2. Used clothing and fabric



We recycle clothes and towels that are still wearable.

Disposable items

Shirts and sweaters




Skirt/Trousers



Sportswear



Sheets and towels



Things you can't throw away

To landfill waste



Items with odors or stains



Kimono

Underwear



Carpets, curtain fabrics



Do laundry



Dry



Put it in a bag and place it in the city's box.

*If you cannot take it to used clothing box, please dispose of it as landfill waste.

Collection Point	Item
City Hall (First floor) "市役所 (1階)"	 
Echo Center (Main entrance) "エコーセンター (正面玄関)"	
Echo Center (2nd floor) "エコーセンター (2階)"	
Shimin Kaikan "市民会館"	
Each Community Center "コミュニティーセンター"	 
Each Ju-min Center "住民センター"	 
Mokoto So-go Kenshu Center "藻琴総合研修センター"	
Meiji Waste Treatment-Plant "明治ごみ処理場"	 
Fureai-Katsudo Center (Nipogurira) "ふれあい活動センター (ニポグリラ)"	
Dokan Co., Ltd. "有限会社道環"	
Sano Denki-shokai Co., Ltd. "有限会社佐野電器商会"	

Hazardous waste

Where to dispose: Recycling Point

Disposal days: Recyclable garbage collection day

1. Blades, sharp objects



Wrap it in paper and secure it with tape.



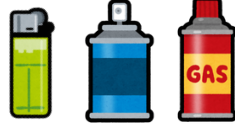
Put it in a bag and write "Danger" on it with a marker pen.

2. broken pottery and so on



Discard in the same way as ①.

3. Flammable material




Please dispose of spray cans and cassette gas cylinders without puncturing them.



If you cannot use up the contents, please write "Contents inside" on the bag.



4. Fluorescent tube and light bulb




or



Put it in the case you bought it in.

Wrap in paper and place in a transparent bag.

5. Batteries/Lithium-ion batteries




Put each item in a separate bag.

6. Mercury thermometer



Please put it in a case so that it does not break before disposing of it.



Items that cannot be collected or processed by the city

1. Four types of home appliances not collected by the city



- ① Contact the store where you purchased the product or the store where you are replacing it.
- ② Contact a waste disposal company.
Please refer to page 20 for a list of waste disposal companies.

2. these items cannot be collected or processed by the city.

Acoustic piano



Auto parts




Fluorocarbon-containing appliances



【Example of fluorocarbon notation】

- CFC
- HCFC
- HFC
- R134a
- R12, etc.

Tatami



Oil can



Scientific chemicals and pesticides



Monitor



Monitors, like televisions, cannot be collected and processed by the city. However, notebook computers and desktop computers can be placed in the city's box as small appliances.

Small appliances OK



Notebook computer



Desktop Computer

When disposing of the items listed above, please contact a waste disposal company.

Abashiri Eisei Center: 0152-48-2021 (17, Yobito, Abashiri-shi)

Kankyo eisei-sha: 0152-44-4152 (79-43, 1-chome, Masu-ura, Abashiri-shi)

City Kankyo: 0152-61-2663 (177-32,Shiomi,Abashiri-shi)

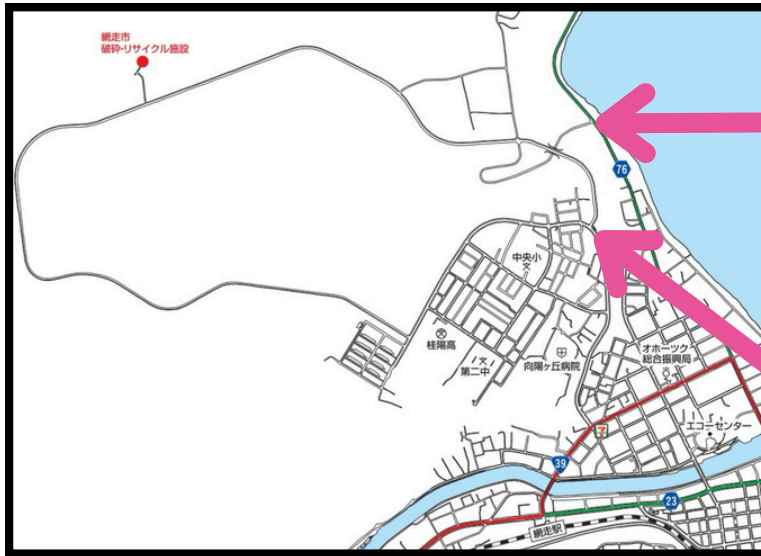
Do-kan: 0152-48-2699 (174,Yobito, Abashiri-shi)

Carry it yourself

Please separate items in advance and bring them in transparent bags.

Opening hours: Monday to Saturday, 9:00 a.m. to 4:00 p.m.

○Location of Meiji Waste Treatment-Plant



📍 Meiji Waste Treatment Facility (144-4 Meiji, Abashiri-shi) ☎ 0152-43-6881

○Accepted items and fees

Hazardous waste	Put it in a transparent bag and bring it in.	800 yen up to 100 kg For weights exceeding 100 kg, add 80 yen per 10 kg.
Recyclable garbage	Separate items such as cans and newspapers by type before bringing them in.	
Plastic containers and packaging	Put it in a transparent bag and bring it in.	
Organic waste	Put it in a transparent bag and bring it in.	
Disposable diaper waste	Put it in a transparent bag and bring it in.	
Landfill garbage	Please do not mix recyclable waste.	
Bulky waste	If there are any metal items, please separate them from other bulky waste.	free of charge
Used clothing and fabric	See Used Clothing and Fabric (page 17)	
Small appliances	See Small Appliances (page 16)	
Spring-filled sofa mattresses	Spring sofa (single seat)	7,000 yen per piece
	Spring sofa (for two or more people)	10,000 yen per piece
	Spring mattress (up to semi-double size)	6,000 yen per piece
	Spring mattress (double or larger)	9,000 yen per piece
Construction waste and debris	Limited to items from households	600 yen per 10 kg



For details on how to transport your own garbage, please scan the QR code.



Garbage collection day entry field

Please take your garbage to your nearest Garbage Collection Point early in the morning on the collection day, before 8:30 a.m.

Twice a week

We collect on public holidays too.

Organic waste and disposable diaper waste.

P. 7

Put each type in a separate  and throw it away. **Do not mix organic waste and disposable diapers.*

day

day

once a week

We collect on public holidays too.

Plastic containers and packaging

P. 8

Remove dirt, put it in a  and throw it away. **Do not mix organic waste and disposable diapers.*



day

once a week

We collect on public holidays too.

Landfill garbage and 120 yen ticket

P.10-11

Dispose of non-recyclable waste, plastic, and hazardous waste in  without mixing them with other waste, or dispose of them with a  attached.

day

once a week

No collection on public holidays

Bulky waste (by appointment)

☎ 0152-67-5419
Until 12:00 p.m. on
Every Tuesdays

P.11

please make a reservation (attach this→)  and place it in front of the entrance. **Up to 10 items*

Wednesday

once a week

No collection on public holidays

Recyclable waste and hazardous waste

P.12-15

Tie them with  or put them in a  and dispose of them by type.

day

Contact

TEL: 0152-67-5419 (direct line).

FAX: 0152-45-3377

Email: abashiri.seikatsu.recycle@city.abashiri.hokkaido.jp

Abashiri City Hall, Seikatsu-kankyo division, **Seiso-Recycle** Section